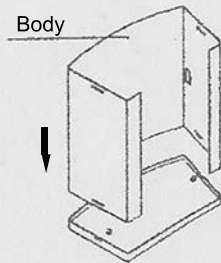


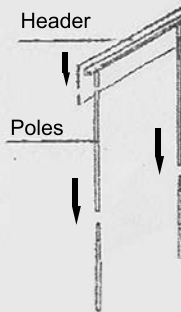
# Sales Promotion Counter Instructions



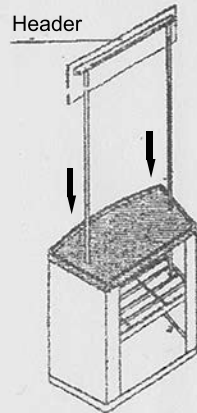
1) Attach body to base.



2) Place shelf into counter, then place the counter top onto the body.



3) Join poles together & add the header to the top of the poles.



4) Insert the poles through the top of the counter.