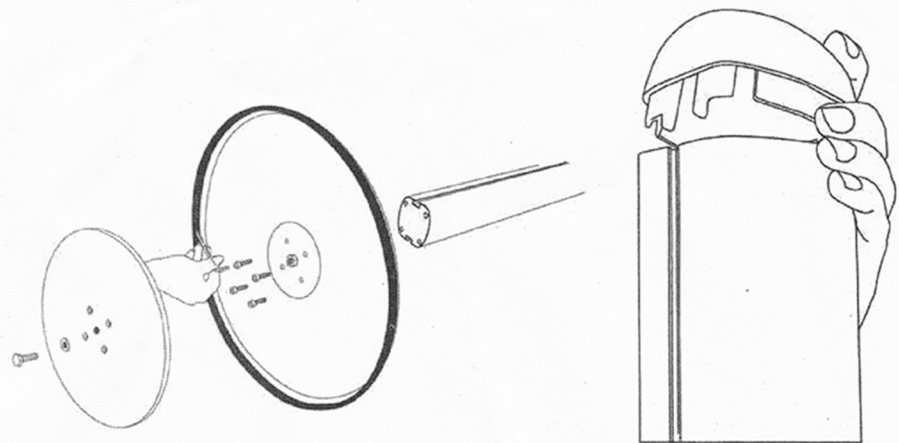
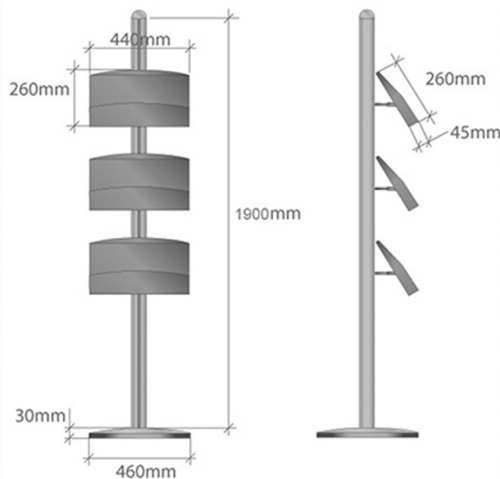


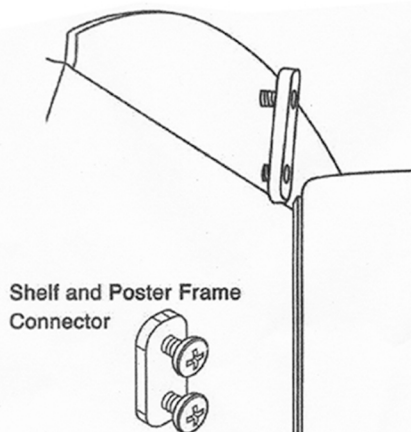
Sages Brochure Stands - Instructions

SKU: SAGETBDLH, SAGETBDLHDS, SAGESSBH, SAGEDSBH, SAGE5DLBH, SAGE10DLBHDS, SAGE5A4BH, SAGE10A4BHDS

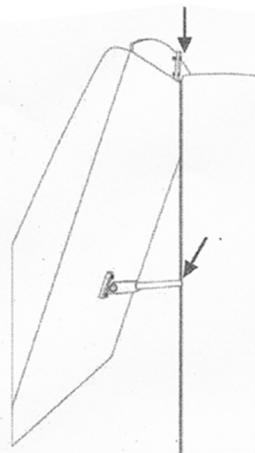


1. Connect the pole, base and weight as in the diagram

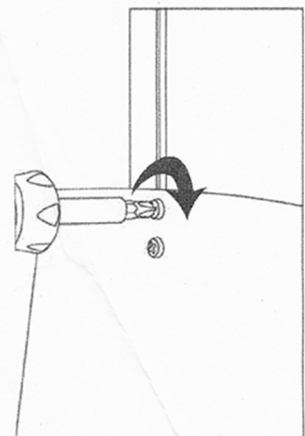
2. Remove the pole cap



3. Loosely attach the included connector to the back side of the shelf



4. Slide the support arm (attached to the shelf) and the connector plate into the pole groove



5. Tighten the connector screws at the desired height