





RAPID BROCHURE SET




•Screw and fasten the legs on the main body profile of the frame.



•Put the shelf through main body profile.



•Fix the short twisted part of the shelf on the edge pins.



•Take off the end-caps from header part. Slide out 2 pieces of header from profile channels.



•Place your logo between 2 pieces of header. Slide-in the header part from profile channels.



•Place the end-caps on the header.

