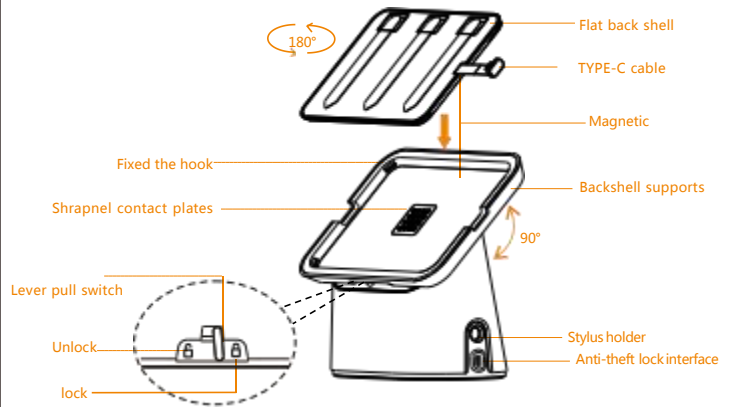


Tablet Stand

QUICK START GUIDE

Please read this manual carefully before using device .

Product Profile



Packaging content

Device	1 piece
Alcohol swab	1 piece
Charging cable	1piece 2m dual TYPE-C head charging cable
Spare glue	3 pieces
User guide	Including Product Warranty Card, Product certification

It is recommended to use the adapter inside the original packaging of the iPad for charging.

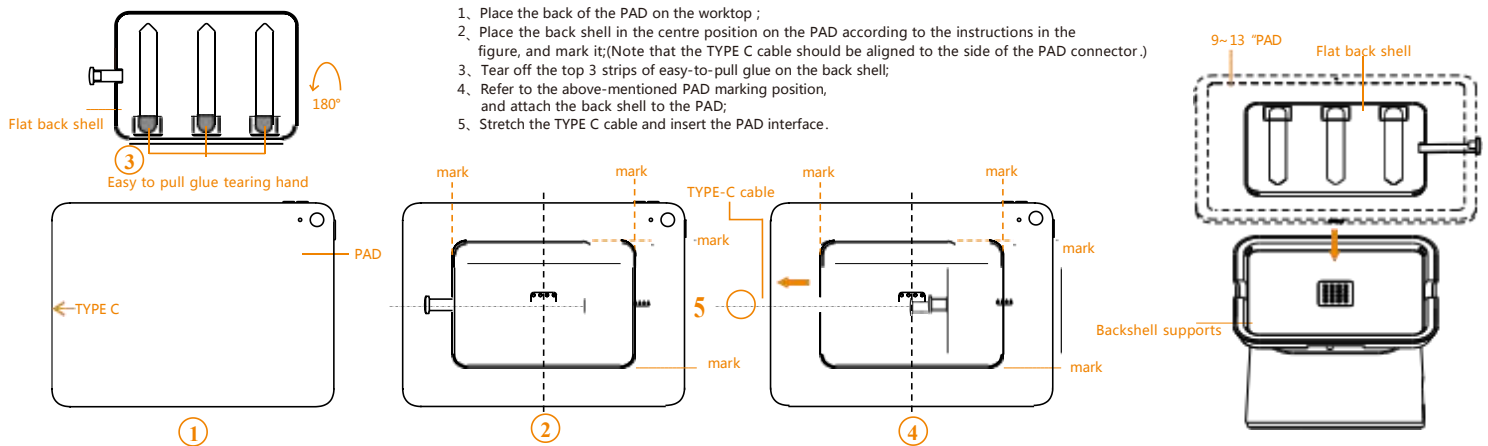
Depending on the usage of the device, it may not be possible to fully charge when the screen brightness is 100% or the sleep function is disabled, or when the adapter output power is below 18W (9V/2.22A).

Product parameters

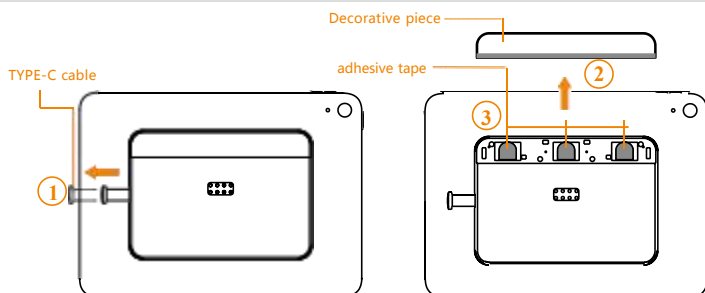


Electric	
Input	5~20V --- 6~1.5A
Support PAD size	9~13 Inch
Electrical parameters	
Standby power	0.23W
Maximum operating power	30W (65W MAX)
Operating temperature	0°C-50°C
Operating humidity	10%-90%
Weight	
Net weight	2.0KG
Packing dimension	29.5cm(L)x 21cm(W)x 13cm(H)
Gross weight	2.6KG

Installation Notes



Disassembly Notes



- 1.Pull out the TYPE-C cable from the PAD;
- 2.Remove the decorative strip on the back shell;
- 3.Pull up the 3 strips of easy-to-pull glue on the back shell by hand to remove them.

Dimensions

unit: mm

